

CHALLNEY HIGH SCHOOL FOR GIRLS



Science

Moving Up To High School



(Year 6 → Year 7)

Name: _____

INTRODUCTION

You will soon be leaving your own school and moving to Challney High School for Girls which is a large comprehensive school. This will mean a lot of changes and new experiences for you, so this book has been planned to help you through the move.

You are joining us at a very exciting time, because next January, we will be moving into our brand new building. You will be the first year 7s to enjoy our new facilities. You will visit our present school for a day in July. You may have some questions you want to ask or some particular things you want to see when you get here. Don't be afraid to ask when you don't understand. The teachers and students you will meet here are very willing to help you and we will be there to support you during these visits.


Remember! You will be changing in September from being one of the oldest students in a small school to finding you are a "new" girl, one of the youngest students in a large school. You will soon settle in, find your way around and begin to enjoy this exciting step in your school life. Until then, enjoy your time at your primary school with your friends and teachers.

We look forward to meeting you all and we hope this book helps!


Mrs S. Radcliffe
Head of Year 7

Mrs D. Breen
Key Stage Liaison Officer

Name:



My new school is:



My primary/junior school is:



All About Me

Find a recent photograph of yourself and stick it here



I think my friends like me because: ...

My qualities are... (circle the words that best describe you)

confident	unsure	lively	caring	happy
active	quiet	shy	noisy	hardworking

What do I need to know about getting to Challney before I go?

What time does school start?

What time does school finish?

What time will I go home?

What time is break?

What time is lunch?

Sports at Challney

We have lots of sports activities at Challney.

Are you in a team at your present school?

Which sport are you good at already?


What have you never taken part in but would like to?

Can you swim?

Draw a picture of your favourite PE activity.



Challney High School for Girls – Some Facts



It's always nerve-racking when you leave your Primary School and make the move to your new Secondary School. It would make things a little easier for you if you knew a few facts about your new High School before your first day there.

The name of my new school is:

Challney High School for Girls

The address is:

Stoneygate Road,
Luton
LU4 9TJ

The telephone number is:

01582 571427

Head of Year 7 is:

Mrs Radcliffe

Key stage Liaison Officer

Mrs Breen





Parent Support Officer

Ms Chapman

The name of the Headteacher is:

Miss Arthur

Thoughts about starting secondary school...



How do I feel???



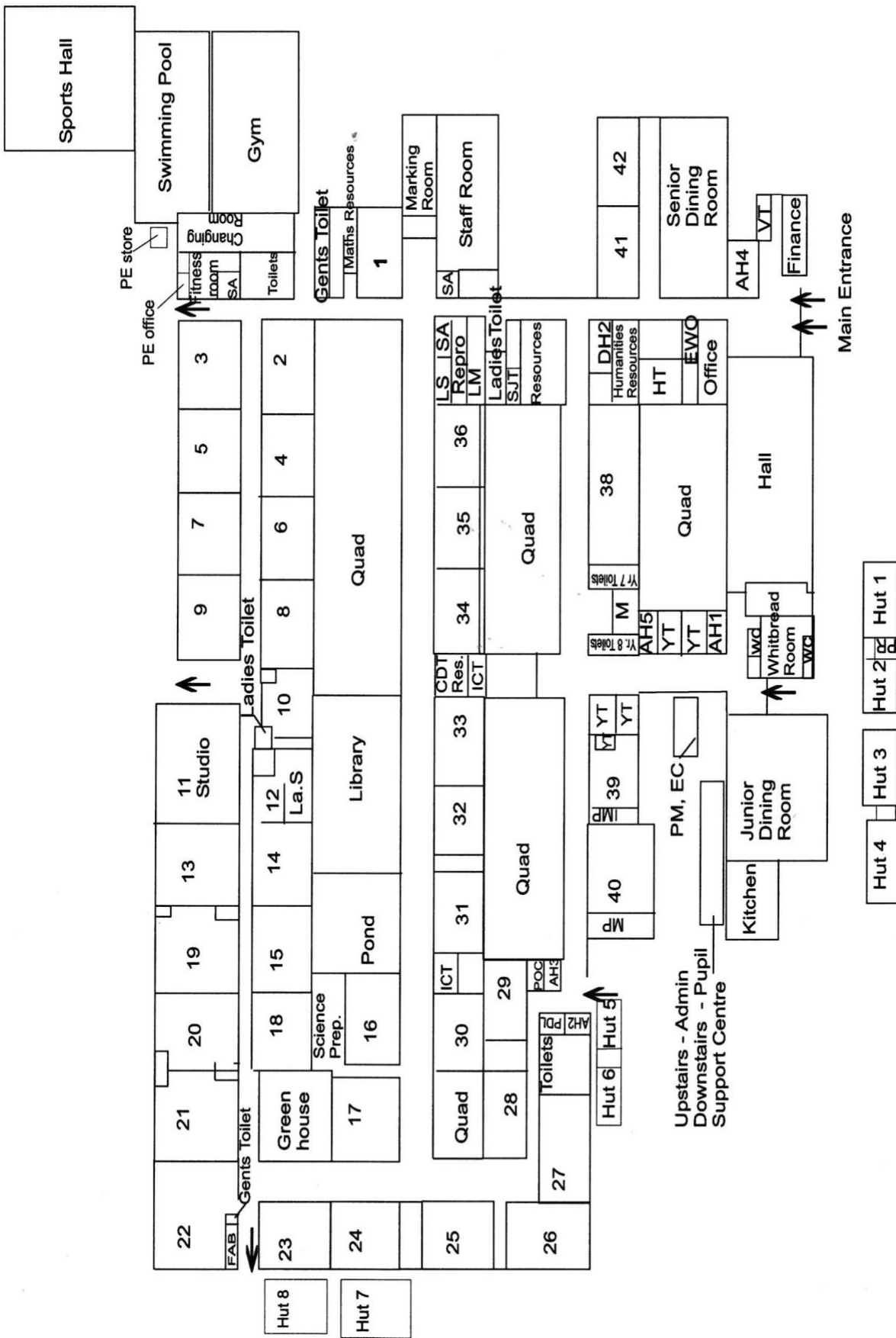
Finding Your Way Around

Challney is a big school compared to your primary school so it will take you a little while to find your way around the building. There is a plan of the school in this book which shows a lot of rooms. You will be surprised just how quickly you get to know your way around Challney. This seems to be everyone's biggest fear when they start High School, but it is something that you do not need to worry about. Teachers do not get cross if you arrive at lessons a few minutes late when you are new at Challney. Other members of staff or students will help you find your way around also. Please remember to ask. The prefects and buddies will be more than willing to help.

Most subjects are in the same part of the school, e.g. English rooms are in the same area, there is an area for maths and an area for modern foreign languages and so on. The plan of the school on the following page will help you to understand a bit better.

You will get a timetable on your first day telling you which rooms to go to for each subject. It is a good idea to colour in the rooms you will be using on your map.

Here is a plan of Challney High School for Girls to help you find your way.



Intake Day

In July we have an "Intake Day" which means the day on which you first visit Challney High School for Girls. You will get a chance to get to know your form and form tutor and look around the building. You may have already thought of some questions that you would like to ask so now is the time to plan for that day and make the best possible use of it. You will also have some taster lessons on this day!

Date of visit 1st July 2010
am – 3.00 pm

Time: 8.45

Equipment

You will need these items throughout your time at Challney:

- black pen
- pencil
- ruler
- rubber
- compasses
- protractor
- calculator

What else will I need?

When you start at the new school, you will need a school bag.



Lockers are available for all Year 7 pupils for you to use so that you do not have to carry everything around all day. You will need to buy a padlock for this and it is useful if you give your form tutor the spare key in an envelope with your name on it.

Make a list of the things that will need to go in there:

Buddies

Year 8 pupils are hand-picked to do this job. They are attached to your new form to help you settle in and to answer any questions/worries you might have. They will give you a contact card, so if you have any worries over the summer you can contact them via e-mail. Our buddies do an excellent job, and even won the Diana Princess of Wales award for all their hard work.

They are there to help you! Use them!!

Our Year 8 Buddies say...

"There is no reason to be worried and even if you are there is always someone to confide in at Challney."

"Challney is a great school to be at."

"Make sure you get involved in clubs/activities.

There are lots to choose from."

HOMework



You will probably be asked to do some homework after most lessons. On your first day at Challney High School for Girls you will be given your own Planner and in this you will be able to:

- Keep a copy of your timetable
- Write down what the teacher has asked you to do
- Write down when the homework is to be handed in

Your planner is vitally important and it should not have graffiti on it or be mistreated

The planner also contains lots of other very useful information

We also ask you to discuss your homework with your parents and get them to sign that you have done it at the end of the week

When homework is set you must remember to do it and hand it in on time

What should you do if the homework is too hard?

What should you do if you are ill and can't finish your homework?

Intake Day

Thursday 1st July, 2010



First day of Autumn Term

Thursday 2nd September 2010

8.40 a.m. — Registration

3.20 p.m. — Finish

The School Day

The school day is divided up into lessons. At the end of each lesson a bell will ring and you may have to leave the room you are in and move to the room where your next lesson will be. You should make sure you have everything that you need for the next lesson with you and hand in any homework you have done.

It is polite to be in the right place at the right time and move around the corridors quietly.

The lesson times are as follows:

Registration	8.40 – 9.05
Lesson 1	9.05 – 10.05
Lesson 2	10.05 – 11.05
Morning break	11.05 – 11.20
Lesson 3	11.20 – 12.20
Lunch time	12.20 – 1.20
Lesson 4	1.20 – 2.20
Lesson 5	2.20 – 3.20
HOME TIME!	

School Uniform and Equipment

Equipment: - a black pen, ruler, pencil, eraser, calculator, compass, protractor.

~~We believe that the school uniform helps to identify our students as belonging to our school community. It also frees them from the pressure to follow expensive fashions in clothing. A high standard of personal appearance is expected of all students and anyone arriving at school in non-uniform clothing can expect to be given the correct uniform to borrow for the day.~~

~~Check out, first of all, what the school uniform is...~~

~~Be smart! Don't get it wrong!~~

~~All girls **MUST** wear:~~

- ~~1. Shirt plain with a collar WHITE. We suggest you will need to buy 3.~~
- ~~2. School Tie clip on ties can be bought at school for £2.80~~
- ~~3. School jumper/cardigan with school logo DARK GREEN~~
- ~~4. Shoes which must be practical and suitable for school BLACK~~
- ~~5. Socks WHITE OR BLACK OR PLAIN BLACK tights. Pupils will be asked to remove unacceptable socks.~~

~~Girls **MAY CHOOSE** from the following:~~

- ~~6. Skirt knee length or longer down to ankle length, plain, (no buttons, slits or pleats) DARK GREEN~~
- ~~7. Trousers plain tailored, straight legged DARK GREEN~~
- ~~8. School blazer BLACK; the blazer may be worn instead of the school jumper~~
- ~~9. School shalwar kameez (standard style pinafore top and straight legged trousers) DARK GREEN. Material must be purchased from Murrad Style, 31 Mansfield Road, Luton, (Tel. 01582 720324).~~
- ~~10. Headcovering. Any girl choosing to wear a headscarf must wear the school approved dark green two piece headscarf available from Amson's, 209 Dunstable Road, Luton, (Tel 01582 734627). Girls who wear headscarves **must** also wear a tie.~~

ALL CLOTHING MUST BE LABELLED WITH PUPIL'S FULL NAME SO THAT IT CAN BE EASILY IDENTIFIED IN CASE OF LOSS

Jewellery/Accessories

1. Pupils may only wear one ring (small size), a watch and one necklace which must be worn under the shirt.
2. Only stud earrings can be worn. Pupils will be asked to remove unacceptable earrings.
3. Nail polish is not permitted to be worn at all in school.
4. Nose studs are not allowed in school at all. Pupils will be asked to remove these immediately.

You may need special equipment for Science and Design Technology lessons. You will be advised what to bring when you meet your new teachers. You will also need to have special kit for PE and Swimming. This is...

P.E. kit

All girls **must** have a full PE kit as follows:

Games and gym

1. A WHITE polo shirt with or without school logo
2. Shorts (GREEN or BLACK) **or** Tracksuit bottoms (plain black)
3. PE jumper (BLACK – embroidered with Challney logo)
4. Trainers (No black soles) – plimsolls are not allowed
5. Socks (BLACK or WHITE)
6. Rain jacket (optional) BLACK and GREEN Challney logo to the left breast
7. Football socks (optional) plain bottle GREEN
8. A PE bag is available to buy at school.

It is recommended that all pupils purchase shin pads and a gum shield for use in hockey and football lessons.

Shorts, jumpers, tracksuit bottoms and rain jackets can be purchased from JS Sports and Schoolwear, Neville Road, Luton, LU3 2JQ, 01582 494401

Swimming

- ~~1. Swimming costume (any colour)
(Special arrangements can be made for girls to wear a suitable alternative)~~

~~2. Swimming hat (with school logo) available from school PE office at a charge of £1.50~~

~~3. Large bath towel or towelling bath robe~~

~~ALL KIT MUST BE LABELLED WITH THE PUPIL'S FULL NAME SO THAT IT CAN BE EASILY IDENTIFIED IN CASE OF LOSS. IT IS BEST TO BUY A SPORTS BAG TO KEEP IT IN~~

School Rules



RULES

- Walk on the LEFT
- Wear the correct UNIFORM
- Work HARD
- Work and play QUIETLY
- Be on TIME
- Show RESPECT for others' opinions and property
- Keep school LITTER-FREE
- Eat and drink ONLY in the Dining Room
- CHEWING GUM is forbidden.
- Use appropriate language at all times.

We recommend that pupils do not bring items of value or large sums of money to school.

1. Mobile phones: must be handed into the office in the morning and collected after school.

2. MP3 players: these may only be used in form rooms at break and lunch time.
3. Any pupils found using an MP3 player at other times or using a mobile phone will have it confiscated.